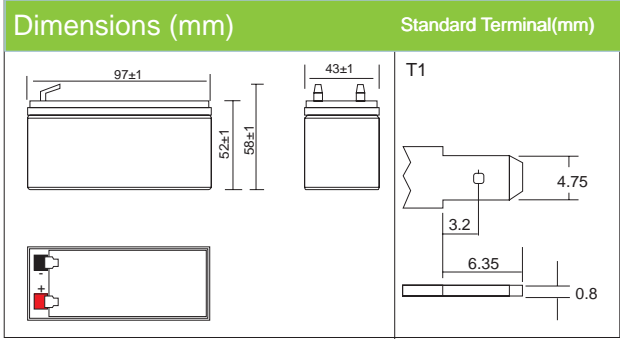
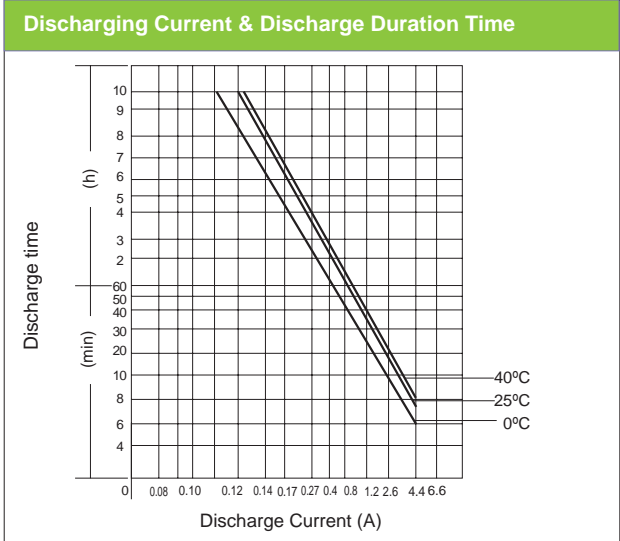


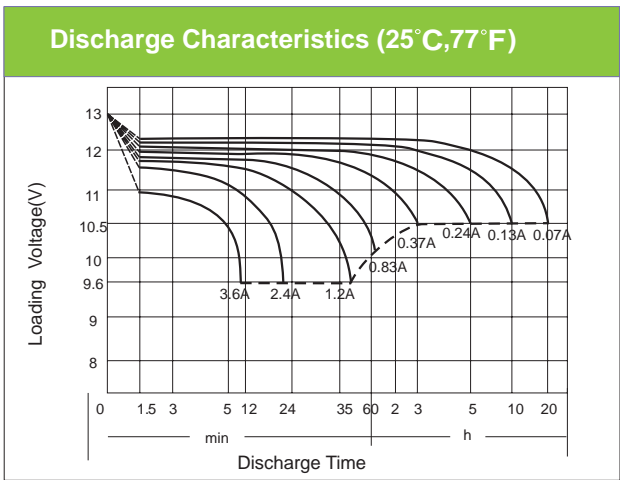
BD12-1.2HD (12V1.2Ah)



PHYSICAL SPECIFICATION		
Nominal Voltage		12V
Nominal Capacity (20h)		1.2Ah(HD)
Dimension	Length	97±1mm (3.82 inches)
	Width	43±1mm (1.69 inches)
	Container Height	52±1mm (2.04 inches)
	Total Height (with Terminal)	58±1mm (2.28 inches)
Weight		Approx 0.6kg (1.32lbs)
Standard Terminal		T1(standard)



ELECTRICAL SPECIFICATION					
Rated Capacity	20 hour rate (70 mA)	1.4Ah	Constant-Voltage Charge	Cycle	Initial Charging Current less than 0.36A. Voltage 14.4V- 15.0V at 25°C (77°F) Temp. Coefficient -30mV/°C
	10 hour rate (130mA)	1.3Ah			
	5 hour rate (240mA)	1.2Ah			
	1 hour rate (830mA)	0.83Ah			
Capacity affected by Temperature	15minute rate (2.16A)	0.54Ah	Standby	No limit on Initial Charging Current Voltage 13.5V-13.8V at 25°C(77°F) Temp. Coefficient - 20mV/°C	
	40°C (104°F)	103%			
	25°C (77°F)	100%			
Internal Resistance	0°C (32°F)	86%	Fully charged battery (25°C, 77°F) 80mΩ		



Constant Current (Amp) and Constant Power (Watt/Cell) Discharge Table											Discharge Time (Minute) to final voltage /cell			
Final Voltage	Time	0.5	1	2	3	6	10	20	30	60	120	180	300	600
1.75V	A	8.6	7.8	7.0	5.7	5.6	3.9	1.9	1.5	0.83	0.48	0.37	0.24	0.13
25°C	W	13.5	11.7	10.6	8.4	7.5	6.3	3.8	2.0	1.51	0.94	0.73	0.48	0.26
1.70V	A	11.6	10.4	9.4	7.5	5.9	4.2	2.2	1.5	0.84	0.51	0.39	0.25	0.14
25°C	W	18.6	15.9	14.4	11.7	8.9	6.4	4.2	2.3	1.62	0.98	0.78	0.49	0.27
1.60V	A	15.0	13.2	11.7	9.2	7.0	4.5	2.4	1.6	0.90	0.52	0.40	0.26	0.14
25°C	W	21.7	18.7	16.6	13.1	9.9	7.5	4.6	2.7	1.63	1.02	0.80	0.50	0.27
1.75V	A	7.5	6.8	6.3	5.0	4.0	3.2	1.8	1.1	0.75	0.43	0.33	0.21	0.12
5°C	W	11.9	10.7	9.9	7.9	6.5	5.5	3.3	1.9	1.31	0.80	0.63	0.42	0.23
1.70V	A	10.4	9.5	8.5	6.8	5.3	4.0	1.9	1.3	0.79	0.45	0.36	0.23	0.13
5°C	W	15.9	14.0	12.9	10.4	8.3	6.1	3.8	2.0	1.43	0.87	0.69	0.44	0.25
1.60V	A	12.9	11.4	9.8	7.8	5.8	4.3	2.1	1.4	0.82	0.46	0.37	0.24	0.13
5°C	W	19.9	17.4	15.4	12.5	9.7	6.4	4.2	2.2	1.54	0.90	0.7	0.45	0.26