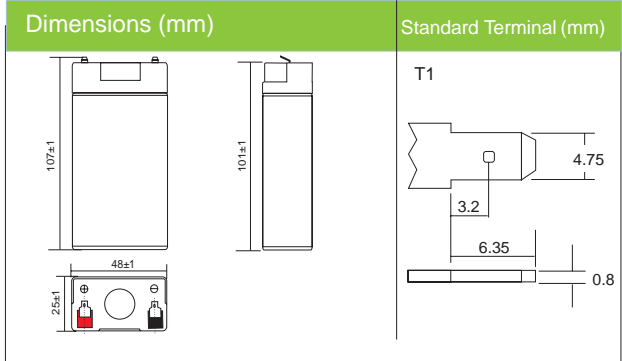
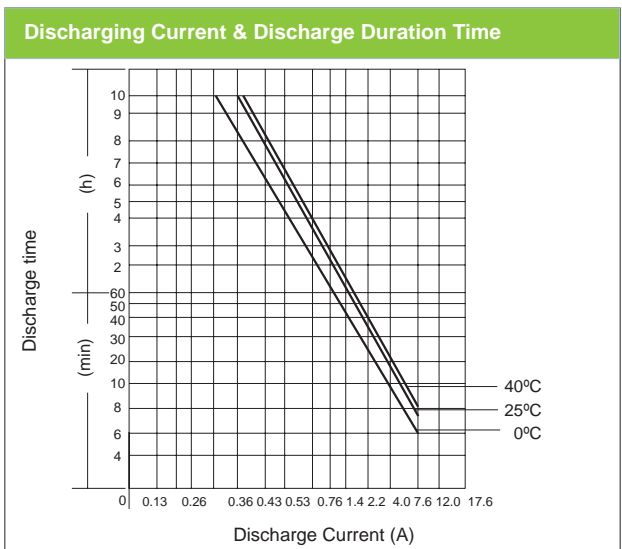


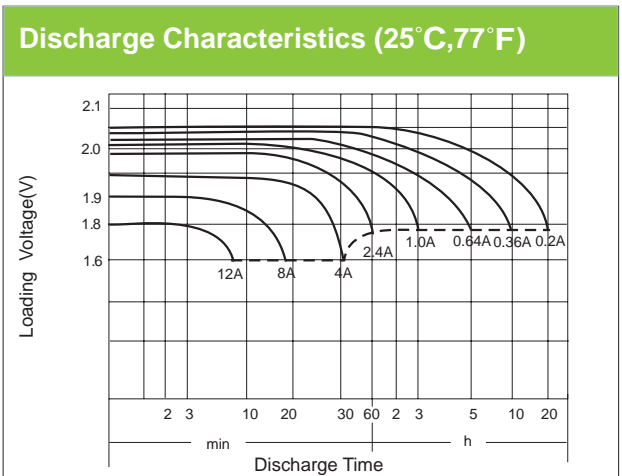
BD2-4.0 (2V4.0Ah)



PHYSICAL SPECIFICATION			
Nominal Voltage		2V	
Nominal Capacity (20h)		4.0Ah	
Dimension	Length	48±1mm (1.89 inches)	
	Width	25±1mm (0.98 inches)	
	Container Height	101±1mm (3.98 inches)	
	Total Height (with Terminal)	107±1mm (4.21 inches)	
Weight		Approx 0.25kg (0.55lbs)	
Standard Terminal		T1 (standard)	



ELECTRICAL SPECIFICATION					
Rated Capacity	20 hour rate (200mA)	4.0Ah	Constant Voltage Charge	Cycle	Initial Charging Current less than 1.2A. Voltage 2.40V~2.50V at 25°C Temp. Coefficient -5mV/K
	10 hour rate (360mA)	3.6Ah			
Capacity affected by Temperature	5 hour rate (0.64A)	3.2Ah	Standby	No limit on Initial Charging Current Voltage 2.25V~2.30V at 25°C Temp. Coefficient -3mV/K	
	1 hour rate (2.4A)	2.4Ah			
	15minute rate (6.0A)	1.5Ah			
Internal Resistance	Fully charged battery (25°C) 6mΩ				



Constant Current (Amp) and Constant Power (Watt) Discharge Table												Discharge Time (Minute) to final voltage /cell				
Final voltage	Time	0.5	1	2	3	6	10	20	30	60	120	180	300	600		
1.75V	A	24.0	22.0	20.0	16.0	14.0	10.9	5.5	4.0	2.2	1.3	1.0	0.64	0.36		
25°C	W	38.0	32.7	29.7	23.7	20.9	17.7	10.7	5.7	4.3	2.6	2.1	1.30	0.74		
1.70V	A	32.4	29.0	26.3	20.9	16.2	11.5	6.3	4.3	2.4	1.4	1.1	0.69	0.40		
25°C	W	52.1	44.7	40.3	32.7	24.0	17.8	12.0	7.4	4.7	2.7	2.2	1.37	0.74		
1.60V	A	42.0	37.0	32.7	25.7	19.3	12.2	7.4	6.7	2.7	1.5	1.1	0.74	0.43		
25°C	W	60.6	52.3	46.7	36.7	27.4	20.7	13.0	7.7	5.0	2.9	2.2	1.43	0.80		
1.75V	A	20.9	18.9	17.7	14.0	10.8	8.8	5.2	3.8	2.1	1.2	0.9	0.63	0.34		
5°C	W	33.3	30.3	28.0	22.0	18.0	15.1	9.3	5.5	3.6	2.2	1.8	1.14	0.63		
1.70V	A	29.0	26.7	24.0	19.0	14.4	10.8	5.8	3.9	2.2	1.3	1.0	0.66	0.34		
5°C	W	44.7	39.3	36.0	29.0	22.9	16.7	10.7	6.1	4.1	2.4	1.8	1.20	0.69		
1.60V	A	36.0	32.0	27.7	21.7	16.0	11.9	6.5	4.1	2.3	1.3	1.0	0.69	0.37		
5°C	W	54.1	48.7	43.3	35.0	26.7	17.6	11.7	7.0	4.2	2.5	1.9	1.26	0.69		