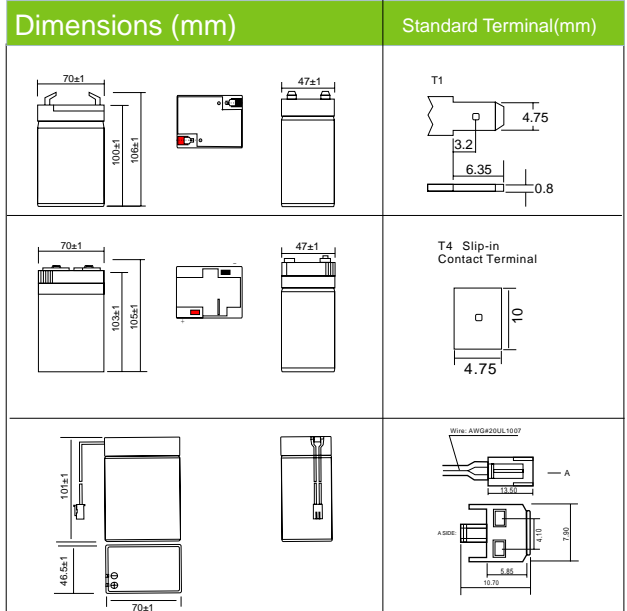


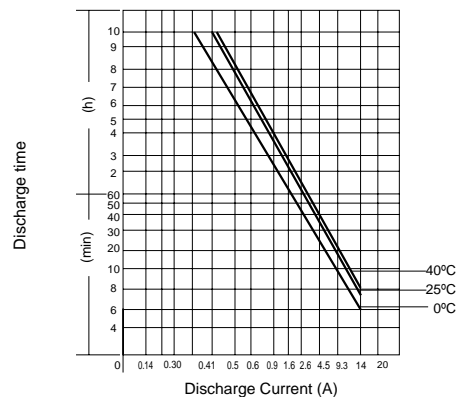
BD6-4.5 (6V4.5Ah)



PHYSICAL SPECIFICATION

Nominal Voltage		6V	
Nominal Capacity (20h)		4.5Ah	
Dimension	Length	70±1mm (2.76 inches)	70±1mm (2.76 inches)
	Width	47±1mm (1.85 inches)	46.5±1mm (1.83 inches)
	Container Height	100±1mm (3.94 inches)	101±1mm (3.98 inches)
	Total Height (with Terminal)	106±1mm (4.17 inches)	106±1mm (3.98 inches)
Weight		Approx 0.81kg (1.79lbs)	Approx 0.81kg (1.79lbs)
Standard Terminal		T1 / T4 (Standard)	/

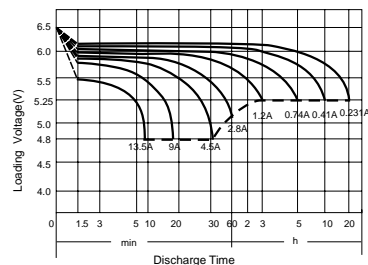
Discharging Current & Discharge Duration Time



ELECTRICAL SPECIFICATION

Rated Capacity	20 hour rate (231mA)	4.6Ah	Constant-Voltage	Cycle	Initial Charging Current less than 1.35A. Voltage 7.20V~ 7.50V at 25°C (77°F) Temp. Coefficient -15mV/°C
	10 hour rate (412mA)	4.1Ah			
	5 hour rate (742mA)	3.7Ah			
	1 hour rate (2.8 A)	2.8Ah			
Capacity affected by Temperature	15minute rate (6.9 A)	1.74Ah	Charge	Standby	No limit on Initial Charging Current Voltage 6.75V~6.90V at 25°C(77°F) Temp. Coefficient -10mV/°C
	40°C (104°F)	103%			
	25°C (77°F)	100%			
0°C (32°F)	86%				
Internal Resistance	Fully charged battery (25°C, 77°F) 16mΩ				

Discharge Characteristics (25°C)



Constant Current (Amp) and Constant Power (Watt/Cell) Discharge Table

Discharge Time (Minute) to final voltage /cell

Final voltage	Time	0.5	1	2	3	6	10	20	30	60	120	180	300	600
1.75V	A	27.8	25.5	23.2	18.5	16.3	12.8	6.0	4.6	2.7	1.55	1.20	0.74	0.41
25°C	W	44.1	37.9	34.4	27.4	24.3	20.5	11.4	6.6	5.0	3.09	2.37	1.55	0.82
1.70V	A	37.5	33.6	30.5	24.3	18.4	13.1	7.0	5.0	2.8	1.65	1.22	0.76	0.52
25°C	W	60.3	51.8	46.8	37.9	27.8	20.6	11.9	8.5	5.5	3.19	2.47	1.60	0.93
1.60V	A	48.7	42.8	37.9	29.8	21.9	13.9	8.0	5.5	3.0	1.75	1.25	0.82	0.57
25°C	W	70.2	60.7	54.1	42.5	31.1	23.6	13.0	8.9	5.6	3.30	2.58	1.65	1.03
1.75V	A	24.3	22.0	20.5	16.3	12.3	10.0	5.7	4.3	2.5	1.44	1.13	0.67	0.36
5°C	W	38.6	34.8	32.4	25.5	20.5	17.2	10.8	6.0	4.2	2.58	2.06	1.34	0.72
1.70V	A	33.6	30.9	27.8	22.0	16.4	12.3	5.8	4.4	2.6	1.49	1.20	0.72	0.41
5°C	W	51.8	45.6	41.7	33.1	26.0	19.1	11.4	6.6	4.6	2.88	2.27	1.39	0.82
1.60V	A	41.7	37.1	32.0	25.1	18.2	13.5	5.9	4.7	2.7	1.55	1.23	0.74	0.46
5°C	W	64.5	56.4	50.3	40.6	30.3	20.1	12.5	8.1	4.8	2.99	2.37	1.44	0.93